



ECPGR Activity Grant Scheme Phase IX

Mid-term statistics

First Call

**HordEva COCHEVABRAS GeDiPa Forages 2020 ECoHisPy
EURISCO training 2015 PRUNDOC TRAUD**

Second Call

CWR Strategy InWiGrape EURISCO training 2016 EU.CHERRY

Index

1. First call	1
2. Second Call	2
3. Third Call	4
4. Working Groups involved in the Activity Grant Scheme.....	5
5. Country Quotas	7
6. Working Group members attending meetings	8
7. Funds received by countries for First and Second Calls (in Euro)	10

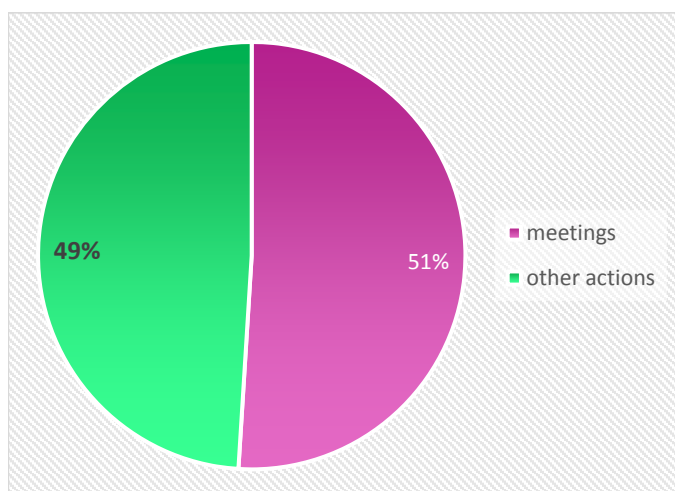
1. First call

Number of eligible proposals received	11
Number of proposals awarded	8
Total budget awarded	€ 119,650

Table 1. Awarded proposals: budget and ratio ‘meetings’ vs. ‘other actions’

Awarded proposals	Total budget	Meetings	Percentage	Other actions	Percentage
HordEva	€ 15,000	€ 9,000	60%	€ 6,000	40%
COCHEVABRAS	€ 15,000	€ 0	0%	€ 15,000	100%
GeDiPa	€ 14,300	€ 5,600	39%	€ 8,700	61%
Forages 2020	€ 16,500	€ 13,000	79%	€ 3,500	21%
ECoHispy	€ 15,000	€ 0	0%	€ 15,000	100%
EURISCO Training 2015	€ 14,000	€ 14,000	100%	€ 0	0%
PRUNDOC	€ 15,000	€ 4,500	30%	€ 10,500	70%
TRAID	€ 14,850	€ 14,850	100%	€ 0	0%
Total budget	€ 119,650	€ 60,950	51%	€ 58,700	49%

Figure 1. Meetings and other actions (proposals awarded under the First Call)



2. Second Call

Number of eligible proposals received	10
Number of proposals immediately awarded	3
Invited for resubmission	3
Awarded after resubmission	1
Resubmitted and evaluation pending	2
Total budget awarded	€ 59,500

Table 2. Awarded proposals: budget and ratio ‘meetings’ vs. ‘other actions’

Awarded Proposals	Total budget	Meetings	Percentage	Other actions	Percentage
EURISCO Training 2016	€ 11,550	€ 11,550	100%	€ 0	0%
CWR Conservation Strategies	€ 15,000	€ 15,000	100%	€ 0	0%
InWiGrape	€ 15,000	€ 11,250	75%	€ 3,750	25%
EU.CHERRY	€ 15,000	€ 0	0%	€ 15,000	100%
Total funding	€ 56,550	€ 37,800	67%	€ 18,750	33%

Figure 2. Meetings and other actions (proposals awarded under the Second Call)

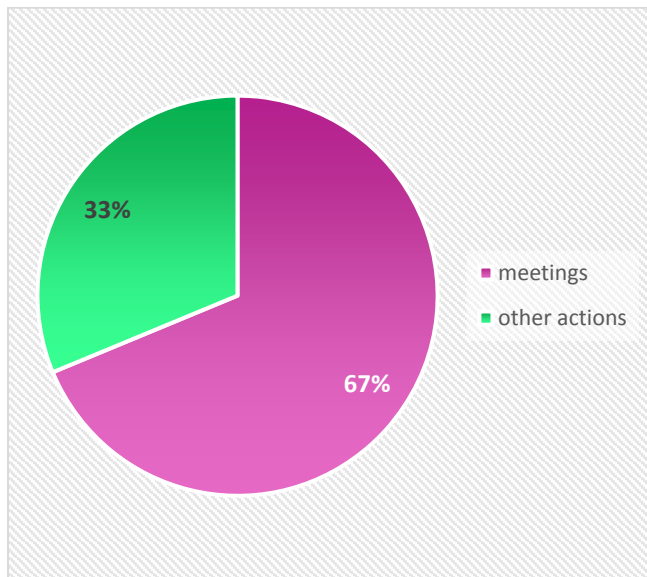
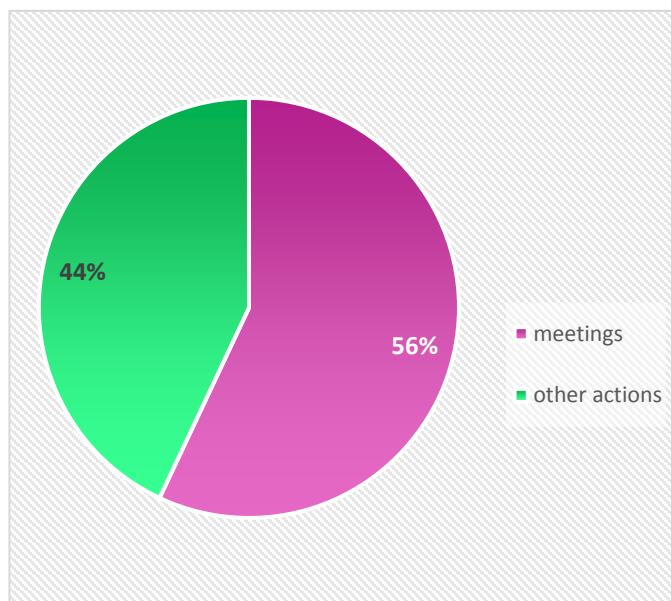


Figure 3. Meetings and other actions (proposals awarded under the First and Second Calls)



Proposals received for resubmission (Second Call)

Evaluation will be carried out by the ECPGR Executive Committee and the results announced at the Steering Committee meeting on 31 May 2016.

Table 3. Proposals to be evaluated: budget and ratio ‘meetings’ vs. ‘other actions’

Proposals – to be evaluated	Total budget	Meetings	Percentage	Other actions	Percentage
Barley C&E data	€ 15,000	€ 12,000	80%	€ 3,000	20%
ForageDataAccess	€ 15,000	€ 12,000	80%	€ 3,000	20%
Total funding	€ 30,000	€ 24,000	80%	€ 6,000	20%

3. Third Call

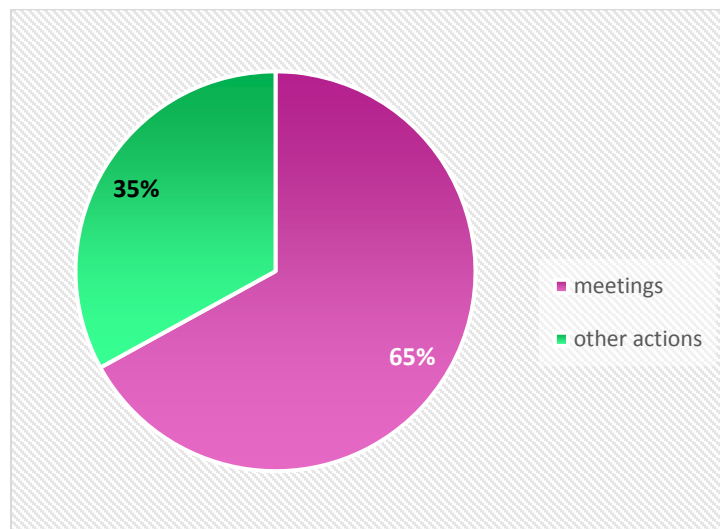
Number of proposals received 8

Evaluation will be carried out by the ECPGR Executive Committee and the results announced at the Steering Committee meeting on 31 May 2016.

Table 4. Proposals to be evaluated: budget and ratio ‘meetings’ vs. ‘other actions’

Proposals – to be evaluated	Total budget	Meetings	Percentage	Other actions	Percentage
BETANET	€ 15,000	€ 9,450	63%	€ 5,550	37%
EURISCO training 2017	€ 14,500	€ 12,000	83%	€ 2,500	17%
SMARTLEG	€ 15,000	€ 10,000	66%	€ 5,000	34%
CCLEAFY	€ 15,000	€ 0	0%	€ 15,000	100%
MAP EUROCOLLECTION	€ 15,000	€ 10,800	71%	€ 4,200	29%
LINKAGES	€ 15,000	€ 9,000	60%	€ 6,000	40%
GrapeOnFarm	€ 15,000	€ 11,250	75%	€ 3,750	25%
TRISECA	€ 14,850	€ 14,850	100%	€ 0	0%
Total	€ 119,350	€ 77,350	65%	€ 42,000	35%

Figure 4. Meetings and other actions. Proposals received for the Third Call



4. Working Groups involved in the Activity Grant Scheme

Figure 5. Working Groups involved in Activities (First, Second and Third Calls)

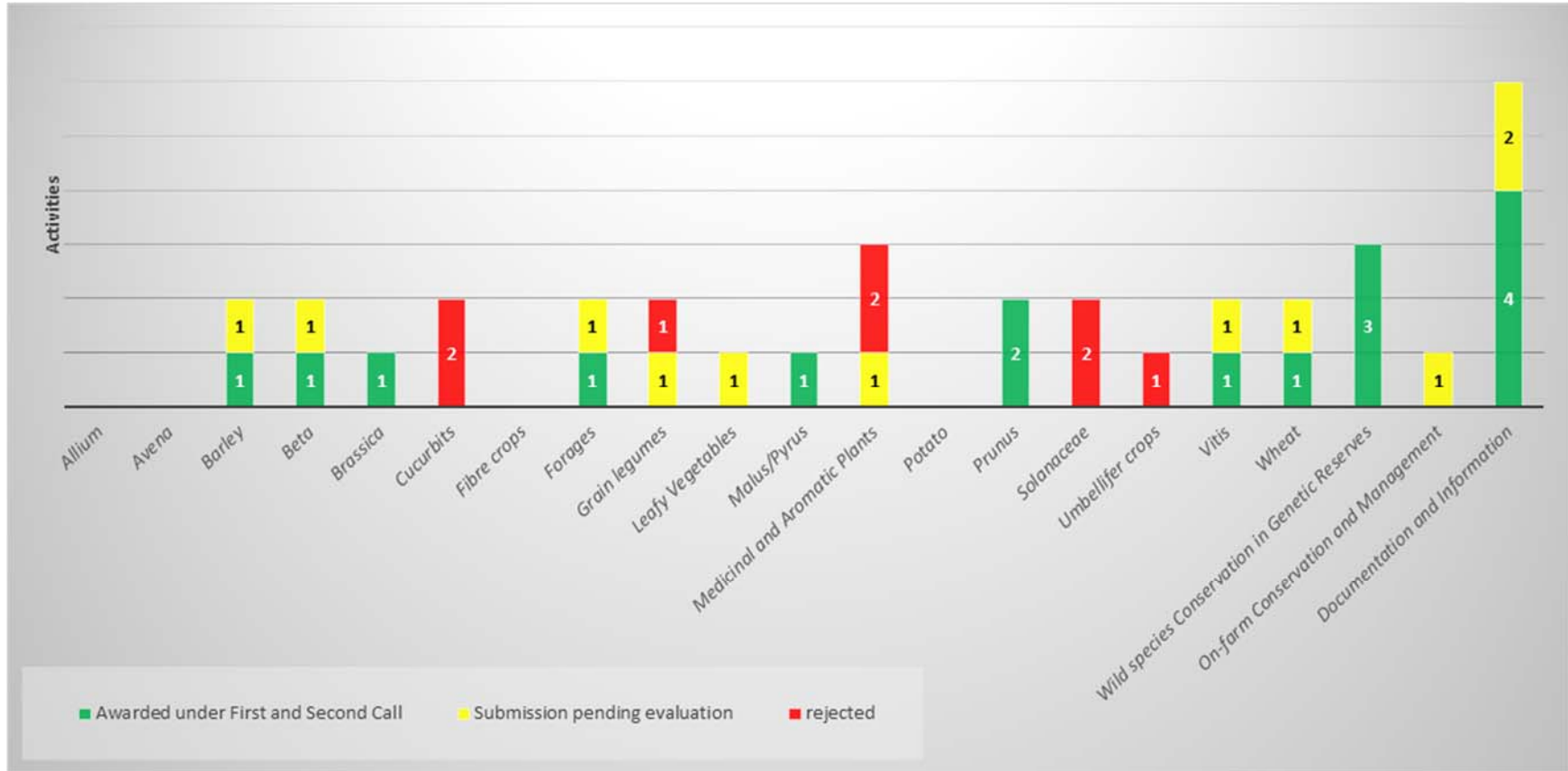
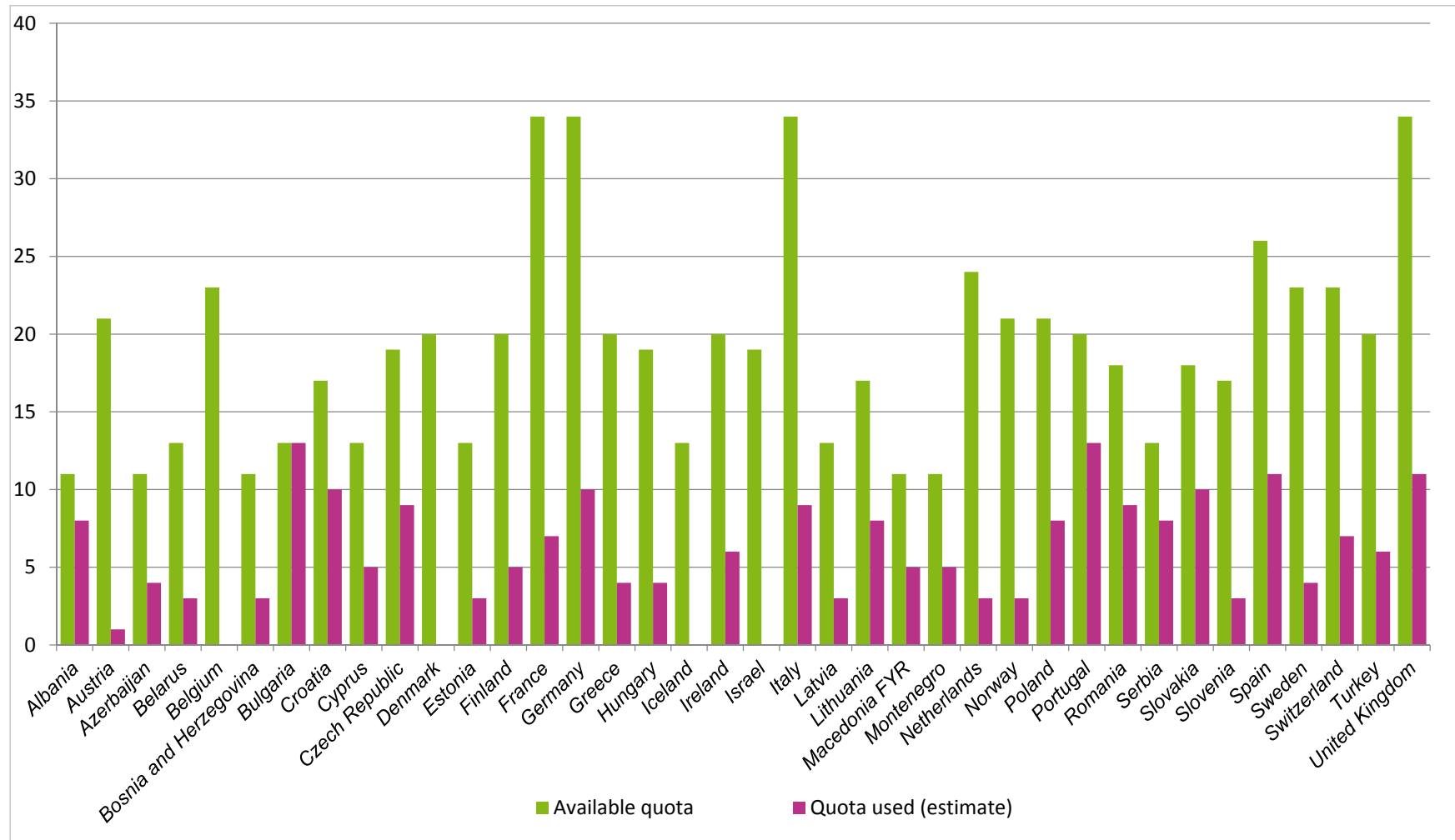


Table 5. Total funds allocated for each Working Group through the ECPGR Grant Scheme

Working Group	First Call	Second Call	Total
<i>Allium</i>			€ 0
<i>Avena</i>			€ 0
Barley	€ 15,000		€ 15,000
<i>Beta</i>	€ 13,500		€ 13,500
<i>Brassica</i>	€ 15,000		€ 15,000
Cucurbits			€ 0
Fibre crops			€ 0
Forages	€ 14,500		€ 14,500
Grain legumes			€ 0
Leafy Vegetables			€ 0
<i>Malus/Pyrus</i>	€ 15,000		€ 15,000
Medicinal and Aromatic Plants			€ 0
Potato			€ 0
<i>Prunus</i>	€ 15,000	€ 15,000	€ 30,000
Solanaceae			€ 0
Umbellifer crops			€ 0
<i>Vitis</i>		€ 15,000	€ 15,000
Wheat	€ 14,850		€ 14,850
Wild species Conservation in Genetic Reserves	€ 1,800	€ 15,000	€ 16,800
On-farm Conservation and Management			€ 0
Documentation and Information	€ 15,000	€ 11,550	€ 26,550
Total funds allocated	€ 119,650	€ 56,550	€ 176,200

5. Country Quotas

Figure 6. Use of country quotas during Phase IX (First and Second Calls)



6. Working Group members attending meetings

Table 6. Number of WG members involved in meetings with country quotas (First Call)

Country	No. of WG members	Working Group(s)
Albania	3	Doc&Info; <i>Vitis</i> ; Wild species conservation
Austria	1	<i>Prunus</i>
Azerbaijan	1	Doc&Info
Belarus	1	Doc&Info
Belgium	0	
Bosnia and Herzegovina	1	Doc&Info
Bulgaria	4	Doc&Info; Wheat; Barley; Wild species conservation
Croatia	3	Doc&Info; Wheat; <i>Vitis</i>
Cyprus	2	<i>Vitis</i> ; Wild species conservation
Czech Republic	3	Wheat; Doc&Info; Wild species conservation
Denmark	0	
Estonia	1	Wheat
Finland	2	Forages; Wild species conservation
France	4	Barley; <i>Prunus</i> ; Wheat; <i>Vitis</i>
Germany	5	<i>Beta</i> ; <i>Prunus</i> ; Forages; <i>Vitis</i> ; Doc&Info
Greece	2	<i>Prunus</i> ; Forages
Hungary	1	Forages
Iceland	0	
Ireland	2	Forages; Wild species conservation
Israel	0	
Italy	4	<i>Prunus</i> ; Doc&Info; Wheat
Latvia	2	<i>Prunus</i> ; Wheat
Lithuania	3	Barley; Doc&Info; Wild species conservation
Macedonia FYR	2	Doc&Info; <i>Vitis</i>
Montenegro	2	Doc&Info; <i>Vitis</i>
Netherlands	1	Doc&Info
Norway	2	<i>Prunus</i> ; Forages
Poland	3	Wheat; Barley; Doc&Info
Portugal	5	<i>Beta</i> ; wild species conservation; Doc&Info; <i>Vitis</i>
Romania	3	Wheat; Barley; Doc&Info
Serbia	3	<i>Prunus</i> ; Doc&Info; <i>Vitis</i>
Slovakia	4	<i>Prunus</i> ; Wheat; Barley
Slovenia	1	Doc&Info
Spain	4	Doc&Info; <i>Vitis</i> ; Wild species conservation
Sweden	2	Barley; Wheat
Switzerland	3	Wheat; Forages; Doc&Info
Turkey	2	Doc&Info; Wild species conservation
United Kingdom	5	<i>Beta</i> ; Wild species conservation; Forages; Doc&Info
Total	87	

Table 7. Number of self-funded participants involved in meetings (First Call)

Country	No. of participants	Working Group(s)
Albania		
Armenia		
Austria		
Azerbaijan		
Belarus		
Belgium	1	<i>Prunus</i>
Bosnia and Herzegovina		
Bulgaria		
Croatia		
Cyprus		
Czech Republic		
Denmark		
Estonia	1	Documentation and Information
Finland		
France		
Germany	1	Documentation and Information
Greece		
Hungary		
Iceland		
Ireland		
Israel		
Italy		
Latvia	2	Wheat
Lithuania		
Macedonia FYR		
Montenegro		
Netherlands		
Norway		
Poland	2	Wheat
Portugal		
Romania		
Serbia		
Slovakia	1	Wheat
Slovenia		
Spain	1	<i>Beta</i>
Sweden		
Switzerland	2	Forages
Turkey		
United Kingdom		
Total	11	

7. Funds received by countries for First and Second Calls (in Euro) (Other actions funds)

Figure 7. Funds received by country

